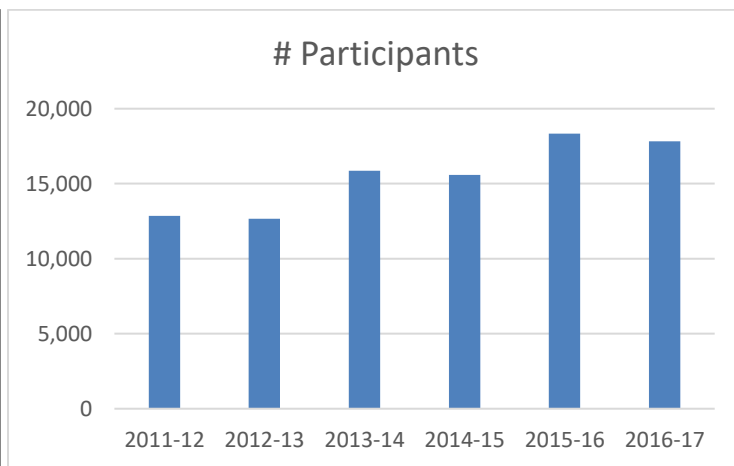
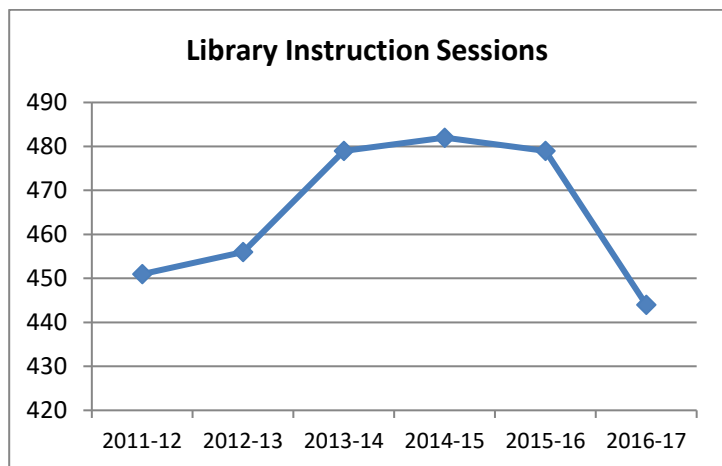


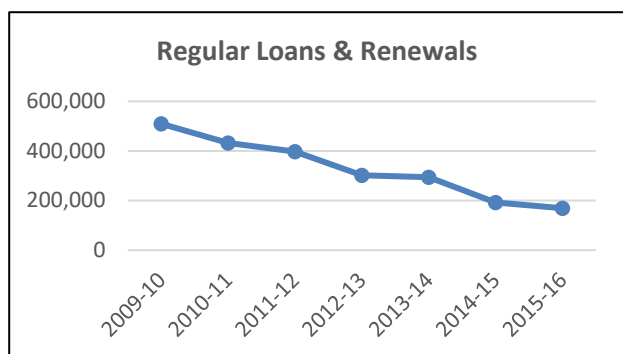
AT A GLANCE: CARLETON UNIVERSITY LIBRARY

Statistics as of May 1, 2017 except where indicated.

Teaching, Learning, & Research



Research Experience

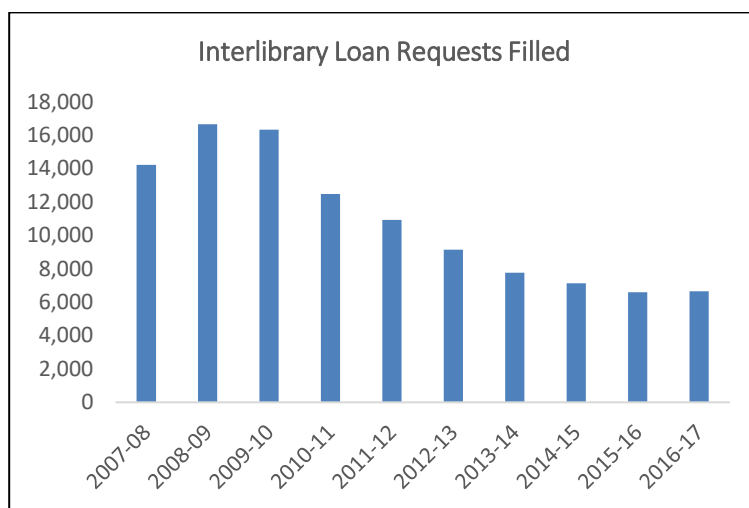
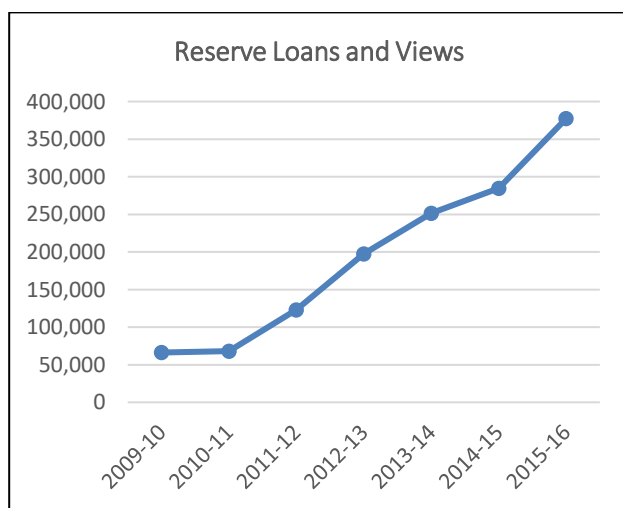


- Highlights:**
- CURVE - Carleton's Institutional Repository
 - Open Access Funding for Faculty, Staff, & Students
 - Research Data Management Training
 - Open Access Awards for Graduate Students
 - Discovery Centre for Undergraduate Research & Engagement
 - Professional Skills Training for Graduate Students
 - Jacob Siskind Music Resource Centre

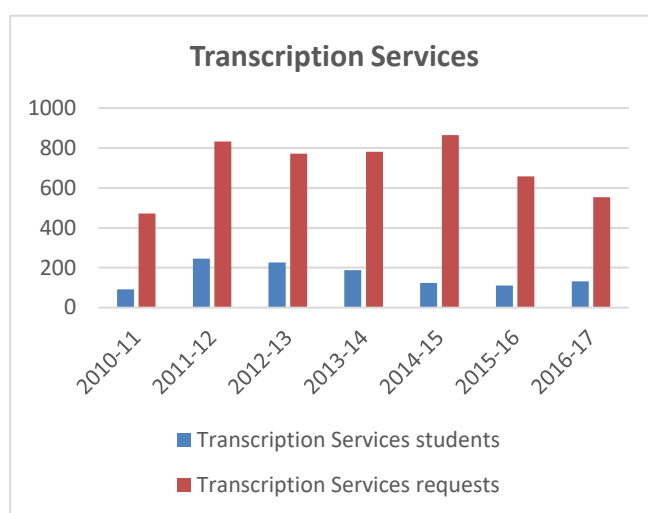
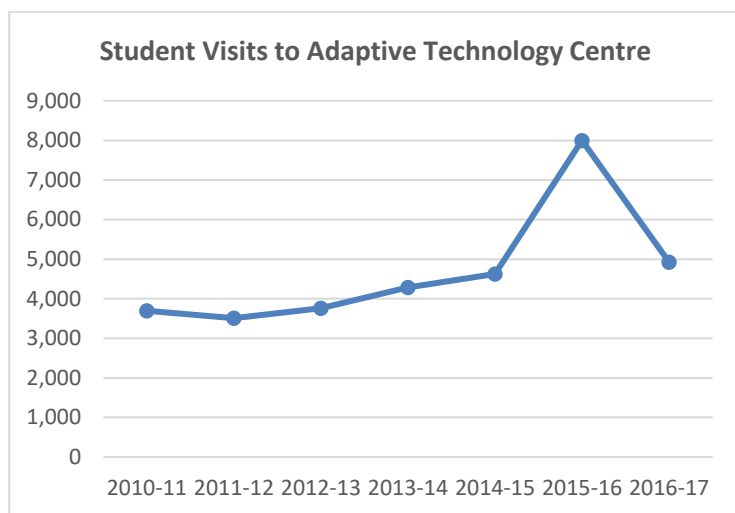
Electronic Usage

E-journal downloads (2016/17):
1,678,457

Library Web Visits (2016-17):
967,397



Student Learning Experience



Highlights:

- Over 1.3 million visits in a year
- 2,320 seats
- 176 workstations
- 41 bookable group study rooms
- Group & graduate study rooms
- Innovative Study areas
- Adaptive Technology Centre
- 24 hour access at peak times

Organizational Excellence

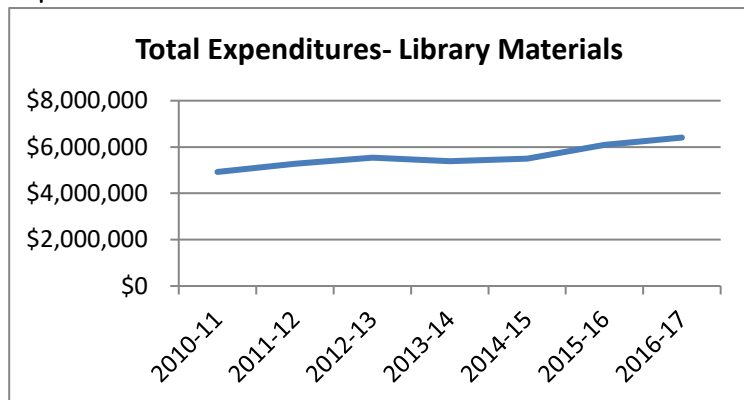
Collection Facts

# Print Volumes	1.8 million
# Manuscripts & Archives	1672.6 linear metres
Percentage of Total Collection Budget Allocated to E-Resources (2016/17)	81%
# Cartographic Materials	161,396
# E-books	872,396
# E- Journals	78,408

Ranking & Comparisons

Globe & Mail 2017 Canadian University Report	
Average	Library Resource Spending
Maclean's - Comprehensive Universities (2017)	
6th/15	Library Expenses
14 th /15	Library Acquisitions
Carleton Service Satisfaction- Students (2016)	
8.5/10	Overall satisfaction- Library
Carleton Service Satisfaction- Employees (2015)	
8.6/10	Overall satisfaction- Library

Expenditures



Library collection expenditures (2015/16)	Carleton = \$6,097,308 National Average = \$11,474,968
Library collections expenditure as a percentage of University budget (2014/2015)	Carleton = 1.47% National Average = 1.82%